

현대 L&C **Bodaq**

HYUNDAI L&C INTERIOR FILM COLLECTIONS  
CREATIVE ENVIRONMENTAL SOLUTIONS



# 현대 L&C Bodaq

HYUNDAI L&C INTERIOR FILM COLLECTIONS  
CREATIVE ENVIRONMENTAL SOLUTIONS

2020 | 2021 INTERIOR FILM

# Index

## Basic S | SMT | PNT | ZSW | PTW | LS | LM | CP | HS | DM

S	
S115	15
S126	15
S127	14
S128	15
S140	15
S141	15
S143	15
S145	15
S146	14
S147	14
S149	15
S150	14
S153	14
S156	15
S157	15
S158	15
S159	15
S166	14
S169	14
S173	14
S175	14
S176	15
S177	15
S178	15
S179	15

S	
S181	15
S183	15
S185	13
S186	14
S188	14
S189	14
S194	13
S195	14
S197	15
S198	14
S200	14
S201	14
S202	14
S204	14
S206	14
S207	14
S208	15
S209	15
S210	15
S211	15
S212	14
S213	14
S214	13
S215	14
S216	15

S	
S217	13
S218	14
S219	14
S230	14
S231	15
S232	14
S233	14
S234	15
S235	15
S236	15
NEW S237	13
NEW S238	13

SMT	
SMT01	17
SMT02	17
SMT03	17
SMT04	17
SMT05	17
SMT06	17
SMT07	17
SMT08	17
NEW SMT09	16
NEW SMT10	16
NEW SMT11	16

PNT	
NEW PNT01	18
NEW PNT02	18
NEW PNT03	18
NEW PNT04	18

ZSW	
ZSW01	19
ZSW04	19

PTW	
PTW01	19
PTW02	19
PTW03	19
PTW04	19
PTW05	20
PTW06	20
PTW07	20
PTW08	20
PTW09	19
PTW10	19
PTW11	20
PTW12	19
PTW13	20
PTW14	19
PTW15	20

LS	
LS102	21
LS103	21
LS104	21
LS106	21
LS108	21

LM	
LM202	21

CP	
CP101	21
CP102	21
CP201	21
CP202	21

HS	
HS204	21
HS205	21

DM	
DM017	21
DM036	21
DM112	21
DM801	21

## Stone & Marble PM | NS | HD

PM	
PM002	80
PM003	81
PM004	82
PM005	82
NEW PM006	79
NEW PM007	79
NEW PM008	82

NS	
NEW NS118	85
NEW NS119	85
NS401	89
NS402	89
NS403	89
NS416	87
NS703	89

NS	
NS704	89
NS705	89
NS706	86
NS707	86
NS708	87
NS804	86
NS806	87

NS	
NS814	83
NS815	83
NS895	86
NEW NS896	84
NEW NS897	84

HD	
HD102	87
HD711	87
HD712	87

## Natural Surface RF | NS | NSP | TNS | RM | APZ

RF	
RF001	93
RF002	93
RF003	93
RF004	93
RF005	93
RF006	93
NEW RF007	93
NEW RF008	93

NS	
NS116	100
NS117	100
NS893	94

NS	
NS809	94
NS810	94
NS816	95
NS819	95
NS820	95
NS821	95
NS894	94

NSP	
NSP07	95

TNS	
TNS03	96

TNS	
TNS04	96
TNS05	96
TNS07	97
TNS08	97
TNS09	97
TNS10	97
TNS12	96
TNS13	96
TNS14	96

RM	
RM001	99
RM002	99

RM	
RM003	98
RM004	99
RM005	99
RM006	99
RM007	98
RM008	98
RM009	99
RM022	99
RM051	98

APZ	
APZ05	101
APZ14	101

APZ	
APZ18	101
APZ25	101
APZ26	101

# Wood

SPW | PZN | XP | PZ | Z | BZ | HZ | DW | DWP | W

## SPW

<b>NEW</b>	SPW11	36
<b>NEW</b>	SPW12	36
<b>NEW</b>	SPW13	40
<b>NEW</b>	SPW14	40
<b>NEW</b>	SPW15	35
<b>NEW</b>	SPW16	35
<b>NEW</b>	SPW17	30
<b>NEW</b>	SPW18	30
<b>NEW</b>	SPW19	42
<b>NEW</b>	SPW20	42
<b>NEW</b>	SPW21	42
<b>NEW</b>	SPW41	45
<b>NEW</b>	SPW42	45
<b>NEW</b>	SPW43	25
<b>NEW</b>	SPW44	25
<b>NEW</b>	SPW61	26
<b>NEW</b>	SPW62	26
<b>NEW</b>	SPW63	28
<b>NEW</b>	SPW64	28
<b>NEW</b>	SPW65	28
<b>NEW</b>	SPW66	33
<b>NEW</b>	SPW67	33
<b>NEW</b>	SPW68	32
<b>NEW</b>	SPW69	32
<b>NEW</b>	SPW91	44
<b>NEW</b>	SPW92	44
<b>NEW</b>	SPW93	37
<b>NEW</b>	SPW94	37
<b>NEW</b>	SPW95	39
<b>NEW</b>	SPW96	39

## PZN

PZN01	47
PZN02	47
PZN03	47
PZN04	47
PZN06	46
PZN07	46
PZN09	47
PZN11	47

## XP

XP103	49
XP104	48
XP105	48
XP113	49
XP114	49
XP115	48
XP118	48
XP121	48
XP124	49

## PZ

PZ001	52	
PZ002	53	
PZ008	53	
PZ009	53	
PZ010	55	
PZ013	54	
PZ017	55	
PZ019	53	
PZ020	55	
PZ021	52	
PZ022	55	
<b>NEW</b>	PZ103	51
	PZ610	50
	PZ611	50
	PZ612	50
	PZ613	50
<b>NEW</b>	PZ614	54
<b>NEW</b>	PZ615	54
<b>NEW</b>	PZ616	54
	PZ806	51
<b>NEW</b>	PZ807	53
	PZ901	53
	PZ904	52
	PZ906	52
	PZ912	55
<b>NEW</b>	PZ913	51
<b>NEW</b>	PZ914	51
<b>NEW</b>	PZ915	55
<b>NEW</b>	PZ916	51
<b>NEW</b>	PZ917	52
<b>NEW</b>	PZ918	52

## Z

Z421S	57	
Z805S	56	
Z807S	60	
Z808S	61	
Z828S	56	
Z830S	58	
Z836S	61	
Z842S	61	
Z844S	57	
Z848S	60	
Z850S	56	
Z851S	57	
Z853S	57	
Z854S	60	
<b>NEW</b>	Z855S	61
<b>NEW</b>	Z856S	60
<b>NEW</b>	Z857S	61
<b>NEW</b>	Z858S	58
<b>NEW</b>	Z859S	58

## Z

<b>NEW</b>	Z860S	58
	ZN9B1	56

## BZ

BZ111	56	
BZ113	57	
BZ122	56	
BZ791	57	
BZ792	59	
BZ793	60	
BZ794	57	
BZ883	56	
BZ884	57	
BZ885	60	
BZ904	60	
BZ905	59	
BZ907	59	
BZ910	60	
BZ912	56	
BZ913	58	
<b>NEW</b>	BZ914	58
<b>NEW</b>	BZ915	59
<b>NEW</b>	BZ916	59

## HZ

HZ002	61
HZ003	59
HZ004	60
HZ005	60
HZ006	61

## DW

DW702	63
DW710	63
DW724	63
DW725	63

## DWP

DWP33	63
-------	----

## W

<b>NEW</b>	W011	64
<b>NEW</b>	W012	64
<b>NEW</b>	W013	72
<b>NEW</b>	W014	72
	W134	69
	W141	72
	W149	75
	W155	71
	W156	70
	W171	71
	W172	71

## W

W177	72	
W183	71	
W189	64	
W191	67	
W192	73	
W195	69	
W196	64	
W198	64	
W199	64	
W200	66	
W205	74	
W206	74	
W207	75	
W251	71	
W260	74	
W274	74	
W276	75	
W278	73	
W301	66	
W302	74	
W322	74	
W351	66	
W353	73	
W356	73	
W357	70	
W360	67	
W371	66	
W375	65	
W376	74	
W388	70	
<b>NEW</b>	W389	66
<b>NEW</b>	W390	68
	W401	68
	W504	69
	W505	72
	W508	71
	W520	71
	W528	69
	W531	68
	W538	68
	W541	67
	W546	75
	W555	75
	W556	75
	W632	69
	W636	71
	W638	75
	W671	74
	W681	73
	W703	74
	W705	75
	W722	75

## W

W727	73	
W731	75	
W803	67	
W816	74	
W823	75	
W828	74	
W830	75	
W842	71	
W843	73	
W845	71	
W849	71	
W859	64	
W863	64	
W864	69	
W865	65	
W867	68	
W870	70	
W871	67	
W872	73	
W874	68	
W876	64	
W877	66	
W878	66	
<b>NEW</b>	W879	66
<b>NEW</b>	W880	73
<b>NEW</b>	W881	69
	W903	73
	W920	71
	W921	69
	W923	73
	W925	69
	W931	74
	W932	67
	W933	64
	W934	67
	W935	67
	W937	67
	W938	64
	W939	69
	W940	69
	W942	69
	W943	70
	W944	67
	W945	67
	W946	64
	W947	65
	W948	67
	W949	70
<b>NEW</b>	W950	73
<b>NEW</b>	W951	72

# Outdoor

EXF

## EXF

EXF01	102
EXF02	102

## EXF01

EXF01	102
EXF02	102

## EXF03

EXF03	102
EXF04	102

## EXF05

EXF05	102
-------	-----

## EXF06

EXF06	102
-------	-----



## Living & Culture

A building materials expert,  
Hanwha L&C is reborn with the name "Hyundai L&C"  
as a new member of the Hyundai Department Store Group.

---

**Proposal**

- 04 Technical Information
- 06 Trend Summary
- 08 Space for Residential
- 09 Space for Commercial

---

**Basic**

- 13 Solid
- 16 Super Matt
- 18 Painted Wood
- 21 Texture

---

**Wood**

- 24 Origin Wood
- 46 Suede Wood
- 48 Premium Wood
- 50 Rich Wood
- 62 Design Wood
- 64 Standard Wood

---

**Stone & Marble**

- 78 Premium Marble
- 83 Stone & Marble

---

**Natural Surface**

- 92 Real Fabric
- 94 Fabric
- 96 Deep Emboss Leather
- 98 Real Metal
- 100 Metal

---

**Outdoor 102**

# Technical Information

Becoming the leading company in CREATING LIVING SPACE that SECURES THE VALUE OF HUMAN AND ENVIRONMENT High quality surface finishing materials with L.E.A.D

## Interior Film BODAQ

BODAQ is a decorative film with adhesive that is applicable on site.

Recreate your world with BODAQ. It is an ideal way to finish many environments on site with little or no down time. BODAQ is used extensively for interior applications such as Hotels, corporate lobbies and elevators as well as exterior applications.

With its light weight and minimal thickness, BODAQ is a popular choice for cruise ship interiors.

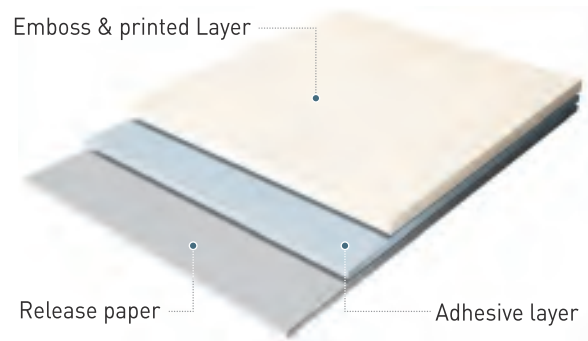
BODAQ offers hundreds of patterns including solid color, abstract drawings and natural material replications such as wood and stone. BODAQ's original pressure sensitive adhesive ensures clean, fast installation on a variety of substrates. With its superior flexibility, BODAQ can be installed on highly detailed and 3D surfaces.

## Product Structure

BODAQ is a printed film with adhesive

1. Emboss & printed film layer(vinyl-chloride plastic)
2. Simplified adhesive(acrylic plastic)
3. Release paper

The above is a representative structure of BODAQ.  
The actual structures and materials may be slightly different for each series.



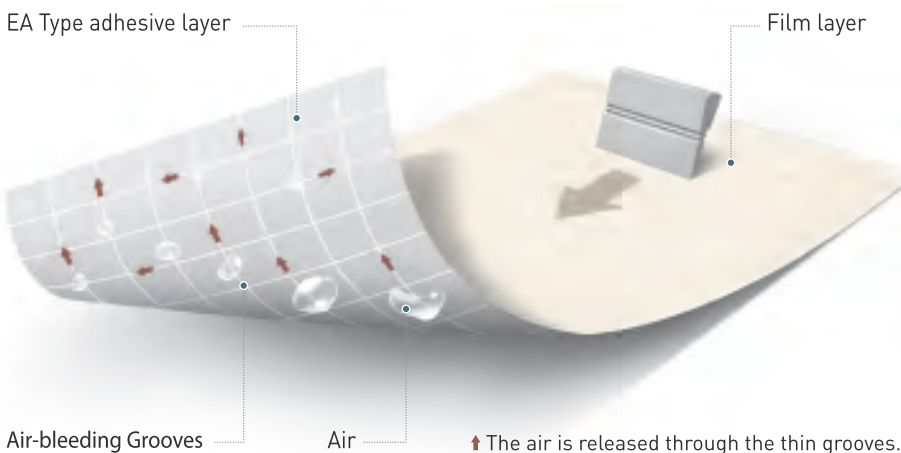
## Easy to install with Airbubble control

BODAQ is applied using an Acryl type adhesive, which has an adhesive surface with grid grooves for air-bleeding Airbubbles between the film and the substrate.

The Airbubbles are released along these grooves, enabling the film to be quickly and easily affixed to large or complex surfaces. This provides a higher quality finish.

Facilitates the release of air when the film is affixed, enabling easy application to large or complex surfaces.

## Air bleeding Structure



Enabling the film to be quickly and easily affixed.

## Environment

### We pay attention to nature

Hyundai L&C's BODAQ is an eco-friendly film that care about healthy environment.

- Free from harmful heavy metals (lead, cadmium, mercury, hexavalent chromium, etc)
- Formaldehyde (HCHO), the substance that causes sick house syndrome, is not released.
- Minimized release of volatile organic compounds (TVOC, toluene, etc )
- It meets the safety standard (KF mark standard) applied to wallpaper and paperboard.
- Meets the safety requirements for hazardous chemicals in the Common Safety Standards of Children's Products.
- Excellent antimicrobial and anti-mold function, which helps to maintain a pleasant surrounding environment.

Heavy Metal [Pb, Cd, Hg, CrVI]		Formaldehyde [HCHO]		Phthalate	
<b>Standard</b>	None detected	<b>Standard</b>	None detected	<b>Standard</b>	None detected
[ Pb ] 5 mg/kg [ Cd ] 0.5 mg/kg [ Hg ] 2 mg/kg [ CrVI ] 1 mg/kg		0.12 mg/m <sup>2</sup> h		[ DEHP ] less than 0.1% [ DBP ] less than 0.1% [ BBP ] less than 0.1%	

'Hazardous chemicals' criteria for the **Common Safety Standards for Children's Products**

Hazardous Substances [Sb, As, Ba, Cd, Cr, Pb, Hg, Se]			
<b>Standard</b>	Satisfactory	<b>Standard</b>	Satisfactory
[ Sb ] 60 mg/kg [ As ] 25 mg/kg [ Ba ] 1000 mg/kg [ Cd ] 75 mg/kg		[ Cr ] 60 mg/kg [ Pb ] 90 mg/kg [ Hg ] 60 mg/kg [ Se ] 500 mg/kg	

## Safety

### We pay attention to Safety

BODAQ is a safe interior film that can be used in any environment with excellent flame retardancy and quality stability.






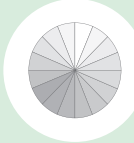
Flame Retardancy [Certified by the Korean Fire Industry Technical Institute]	Stain resistance
Carbonization length less than 20cm	
Carbonization area less than 30cm <sup>2</sup>	
Flame retardant certification less than 3sec	
Smoke density 200 Ds	
Satisfactory	
No Stains	

Obtain the certificate, Introduction of company for bidding construction projects, construction guide of our products by inquiring with our head office or distributor.



# Trend Summary

Hyundai L&C has been working on interior trends through big data analysis. This so-called 'Social Big Data Methodology' is based on 'Text Mining with NLP-Natural Language Processing'. We analyzed 17 million data from online blogs, communities, etc, over the past 40 months. Big data is analyzing the past and presence that enable us to predict the future and be prepared how to respond. Through continuous analysis and developed contents, Hyundai L&C will look after consumer's overall lifestyle not just products and space.

<p><b>Professional Customers</b></p>  <p>Raising standards of customer's experience and preference</p>	<p><b>Cost Effective + Quality</b></p>  <p>Upgrading a space composition by utilizing interior accessories that can change the mood effectively</p>	<p><b>Material breaking away from everyday life</b></p>  <p>Turning everyday life into traveling with the materials arousing exotic mood</p>
<p><b>Trend + Taste</b></p>  <p>Applying trend but also personal taste into a space</p>	<p><b>Heritage Mood</b></p>  <p>New from oldness and trend that values the meaning of the time</p>	<p><b>Detailed Color Expression</b></p>  <p>Segmented and specialized color expression</p>

## Style Heritage Interiors

In general interior design style, antique, modern, minimal and retro are all the rage. Also mentioning traditional architecture, mid-century modern, newtro(new retro) has increased particularly.

Keyword | #antique #retro #newtro #midcenturymodern #traditionalarchitecture #minimal #stylish #vintagemood #simplestyle

## Material Removal from the everyday life

The most popular interior material is 'wood', which is widely used in various features and installations because of its texture and feelings of warmth. Also rattan and ceramic are growing more popular in DIY market.

Keyword | #wood #glass #marble #bianco #mash #ceramic #rattan #leather



## Color More detailed selection


White interior is still strong and has been one trend dominating the interior design industry. In particular, gold-toned faucets in the kitchen or bath are one of the hottest trends. Also rose gold is a new color that evokes warmth and brilliance with a balance between luster and allure. Likewise color selection is being more detailed because of more diversified color palette.

Keyword | #white #black #grey #gold #rosegold #beige #nudetones #warmtones #cooltones #darkgrey #metalsilver



Hyundai L&C annually holds design trend seminar called 'In-trend'. In-trend gives insights into global interior design trend based on analysis of information from renowned global trend research institutions and global exhibitions. RIPE, which is a main concept of 2020/2021 In-trend offers life style, design style, interior style, color and material by three themes : Unknown Loupe(sustainable naturalism), Dike's Joystic(retro futurism) and Curious Cabinet(new classic) that anticipate incoming design styles.

## Unknown Loupe Sustainable Naturalism



Life Style | Pursuit of sustainable value, Reinterpretation of an ancient life in alternative ways

Design Style | Blurred distinction between nature and man-made in organic form and finish

Interior Style | Space based on sustainability and accessible materials



Color | Dry neutral colors with vivid green colors , Palette filled with the vitality of nature.

Material | Enablement of unprecedented details from 3D printing to handcraft by Cooperation between nature and techniques.

## Dike's Joystick Retro Futurism



Life Style | Hedonistic escape, Nostalgia for subculture, Pursuit of non-standardization

Design Style | Valuable VR experience, Longwearing repairable products, Radical pragmatism

Interior Style | Recycle and renovation, A range of possibility and creation of experience, Desire for entertainment



Color | An intense effect by vivid accent colors overlapped on a white background, Reminiscent of nightlife and thrilling entertainment.

Material | The development of recycling materials and processes, The creation and recycling of new highperformance materials.

## Curious Cabinet New Classic



Life Style | Living space curation from the history of mankind

Design Style | Restoration of aesthetics of the past using high technology

Interior Style | Reinterpretation of legacy and architecture of past



Color | Tones discovered in old objects and classic paintings, Palette that adds depth to interiors.

Material | The desire to restore the architecture and heritage of the past as reflected in patterns and materials.

# Space for Residential

Match the marble pattern, which has been loved as a representative item of the classic interior, with the kitchen in a modern atmosphere to create a luxurious feeling .

For wide walls, it is also good to apply deep colors to bring out a chic look.

Even the emphasized cabinet can create an unexpected interior effect by dressing it up with a herringbone pattern which has a warm fabric texture.



You can admire the versatile charm of the natural details of wood, which bring liveliness to every part of the house.

Take note of the transformation of steady items which are proposed by BODAQ in the new spring of 2020.

1. Natural marble kitchen wall PM007
2. Ivory color bedroom suite and wall PZ916
3. Matt painted wood wall PNT03

4. Blush pink color cabinet S237
5. Wall with Super matt navy color SMT11
6. Deep brown real oak wall panel SPW19

7. Herringbone real fabric cabinet RF007



# Space for Commercial



01



02



03



04



05



06

In the intelligent lobby of the hotel, arrange natural wood to match the tone of the monotone furniture.

In the boutique hotel, where uniqueness is emphasized create a unique atmosphere with the combination of intense solid and terrazzo.

In the fitness space for the healing of both body and mind, it expresses an active lifestyle with a deep shade of wild body.

When a stylist who is strong in detail meets Bodaq the space will soon become a canvas.

1. High ceiling hotel lobby wall SPW44
2. Fashion store wall in shopping mall NS811
3. Hospital lobby ceiling SPW67

4. Fitness space applied ceiling and wall SPW41, SPW42
5. Conference hall exterior wall SPW95
6. Office corridor wall SPW15



OI

Unique spectrums completed with color and texture. The space that draws attention without adding eye-catching decorations, an interior that appears careless but never misses even the smallest details. With Bodaq Solid complete with its everchanging combinations of trendy colors and patterns, express your own unique sensibility.

---

# Basic



Tempered sensibility and intense personality




The above image is for illustrational purpose only, and the real product may be different.

# Solid

From bright pastel tones to trendy colors that have recently attracted attention  
 Complete the luxurious interior with the deeper and more diverse color palette of BODAQ  
 A special space with a unique story can now be created.



\*\* S217      \*\* NEW S238      \*\* NEW S237



\*\* S194      \*\* S214      \*\* S185



S213 | S230


The above image is for illustrational purpose only, and the real product may be different.

Basic

# Solid



\*\* S188      \*\* S166      \*\* S153      \*\* S127  
 \*\* S146      \*\* S219      \*\* S195      \*\* S215  
 \*\* S169      \*\* S189      \*\* S186      \*\* S207  
 \*\* S213      \*\* S200      \*\* S175      \*\* S212  
 \*\* S232      \*\* S201      \*\* S173      \*\* S230  
 \*\* S147      \*\* S202      \*\* S150      \*\* S198  
 \*\* S218      \*\* S233      \*\* S204      \*\* S206




\* \* S115



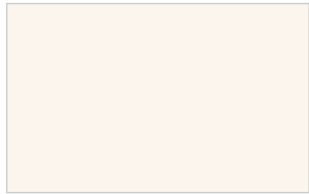
\* \* S176




\* \* S126




\* \* S178



\* \* S208



\* \* S177




\* \* S216




\* \* S158



\* \* S128



\* \* S141



\* \* S179



\* \* S236



\* \* S156



\* \* S181



\* \* S209



\* \* S143



\* \* S157




\* \* S183




\* \* S235



\* \* S210



\* \* S145



\* \* S234




\* \* S159



\* \* S197



\* \* S149



\* \* S140



\* \* S231



\* \* S211




# Super Matt




SMT11

The above image is for illustrational purpose only, and the real product may be different.



Super Matt 🖱️

\* **NEW** SMT09



Super Matt 🖱️

\* **NEW** SMT10

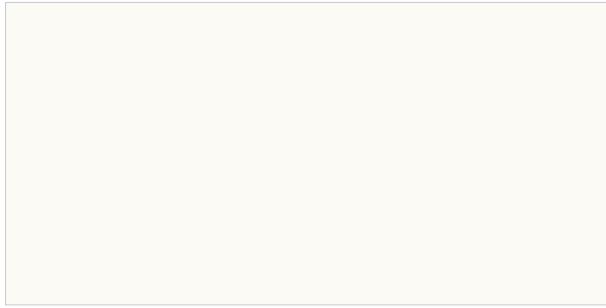


Super Matt 🖱️

\* **NEW** SMT11

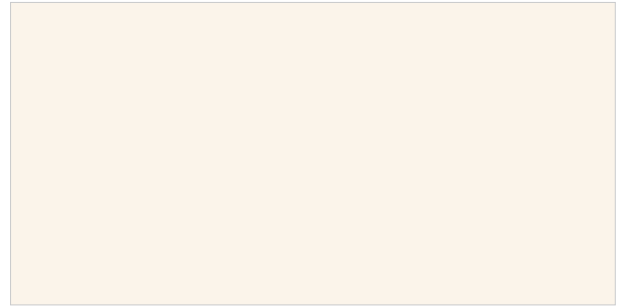


Bodaq Super Matt Series is a premium product featuring a differentiated special surface with texture finish that has outstanding contamination and scratch resistance. The gentle visual effects and luxurious touch further upgrades the class of the space.




Super Matt

\* SMT01




Super Matt

\* SMT02



Super Matt

\* SMT03



Super Matt

\* SMT04



Super Matt

\* SMT05



Super Matt

\* SMT08



Super Matt

\* SMT06



Super Matt

\* SMT07

# Painted Wood




PNT03

The above image is for illustrational purpose only, and the real product may be different.



Premium Painted Wood

\* \* **NEW** PNT01



Premium Painted Wood

\* \* **NEW** PNT02



Premium Painted Wood


\* \* **NEW** PNT03



Premium Painted Wood

\* \* **NEW** PNT04


By maintaining the unique texture of wood, the painted wood series that expresses the emotional color of paint adds a special touch to the space, as upgraded premium painted wood.



Super White Wood \* \* ZSW01



Super White Wood \* \* ZSW04



Painted Wood \* \* PTW01



Painted Wood \* \* PTW10



Painted Wood \* \* PTW02



Painted Wood \* \* PTW14



Painted Wood \* \* PTW03



Painted Wood \* \* PTW12



Painted Wood \* \* PTW09



Painted Wood \* \* PTW04

# Painted Wood



Painted Wood \* \* PTW08




Painted Wood \* \* PTW06



Painted Wood \* \* PTW05



Painted Wood \* \* PTW11



Painted Wood \* \* PTW07




Painted Wood \* \* PTW13



Painted Wood \* \* PTW15

# Texture




\* \* HS204



\* \* CP202



\* \* CP101



\* \* LS108



\* \* DM017



\* \* LS104



\* \* LM202



\* \* LS102



\* DM112



\* \* DM036



\* \* LS106



\* \* LS103



\* \* DM801



\* \* CP102



\* \* CP201



\* \* HS205



DM801

The above image is for illustrational purpose only, and the real product may be different.



# 02

Variety of changes made with wood full of sensibility. Wood which never goes out of style is an element that matches every space. It is the most fundamental yet the most wide-ranged item. We invite you to the world of wood which always presents a new interpretation of the familiar grain, color and texture. A majestic tree now decorates your space.

---

# Wood



The value of wood texture that naturally fits anywhere





Introducing the SPW series of wood, more than wood, perfectly reproduced with BODAQ's unique technology and premium design. Experience a new dimension of premium, with a solid texture and natural feel close to real wood!

# Origin Wood



Oak

\* \* **NEW** SPW43



Oak

\* \* **NEW** SPW44

# Origin Wood



Wash Oak

\* \* **NEW** SPW61



Wash Oak

\* \* **NEW** SPW62



SPW61

The above image is for illustrational purpose only, and the real product may be different.

# Origin Wood



Oak

\* \* **NEW** SPW63



Oak

\* \* **NEW** SPW64



Oak

\* \* **NEW** SPW65



# Origin Wood



Wild Oak

\* \* **NEW** SPW17



Wild Oak

\* \* **NEW** SPW18





# Origin Wood




SPW68

The above image is for illustrational purpose only, and the real product may be different.




Oak

\*\* NEW SPW68




Oak

\*\* NEW SPW69



Elm

\* \* NEW SPW66



Elm

\* \* NEW SPW67



SPW67

The above image is for illustrational purpose only, and the real product may be different.



# Origin Wood



Velvet Oak

\* \* **NEW** SPW15



Velvet Oak

\* \* **NEW** SPW16

# Origin Wood



White Oak

\* \* **NEW** SPW11



White Oak

\* \* **NEW** SPW12



SPW12

The above image is for illustrational purpose only, and the real product may be different.




SPW93

The above image is for illustrational purpose only, and the real product may be different.



Soft White Oak

\*\* NEW SPW94



Soft White Oak

\*\* NEW SPW93



# Origin Wood



Eiche

\* \* **NEW** SPW95



Eiche

\* \* **NEW** SPW96



# Origin Wood



Oak

\* \* **NEW** SPW13



Oak

\* \* **NEW** SPW14



SPW14

The above image is for illustrational purpose only, and the real product may be different.

# Origin Wood




Dark Oak

\* \* **NEW** SPW19



Dark Oak

\* \* **NEW** SPW20



Dark Oak

\* \* **NEW** SPW21




# Origin Wood



Oak

\* \* **NEW** SPW91




Oak

\* \* **NEW** SPW92




SPW91 | SPW92

The above image is for illustrational purpose only, and the real product may be different.



Teak

\*\* NEW SPW41



Teak

\*\* NEW SPW42

# Suede Wood




PZN07

The above image is for illustrational purpose only, and the real product may be different.



Ash


\*\* PZN06



Ash

\*\* PZN07

The suede wood has a special surface that displays equal texture of wood from any angle and gives luxurious tactile sensation.



PZN09

The above image is for illustrational purpose only, and the real product may be different.



Powdery Wood

\*\* PZN09




Powdery Wood

\*\* PZN11



Oak

\*\* PZN02



Walnut

\*\* PZN03



Oak

\*\* PZN01



Ash

\*\* PZN04



# Premium Wood



Cypress

\* \* XP115



Oak

\* \* XP104




Elm

\* \* XP121



Oak

\* \* XP105



Walnut

\* \* XP118



XP118

The above image is for illustrational purpose only, and the real product may be different.

By recreating the natural wood, experience a pro-natured living space where you can breathe nature through the detailed premium wood, not only visual beauty but also the feel of wood at your fingertips.



Multi Wood

\* \* XP113




Multi Wood

\* \* XP114



Walnut

\* \* XP124



Teak

\* \* XP103



XP124


The above image is for illustrational purpose only, and the real product may be different.

# Rich Wood




PZ610

The above image is for illustrational purpose only, and the real product may be different.




Oak

\* \* PZ610




Oak

\* \* PZ611



Oak

\* \* PZ612



Oak

\* \* PZ613

The processed Rich wood, selected by the most loved species has plentiful patterns and various shade changes, Plus, a special printing technique that implements Deep Emboss to create a more realistic natural texture. If you prefer the deep, profound atmosphere of wood, apply it to various residential and commercial spaces, including model houses, cafes, and restaurants.



Sycamore

\*\* NEW PZ916



Ash

\*\* NEW PZ913



Ash

\*\* NEW PZ914




PZ916

The above image is for illustrational purpose only, and the real product may be different.



PZ806

The above image is for illustrational purpose only, and the real product may be different.



Oak

\*\* PZ806



Apple

\*\* NEW PZ103

# Rich Wood




PZ918

The above image is for illustrational purpose only, and the real product may be different.



Wash Oak

\*\* PZ906



Teak

\*\* PZ001



Walnut

\*\* PZ021



Wash Oak

\*\* **NEW** PZ918



Wash Oak

\*\* PZ904



Wash Oak

\*\* **NEW** PZ917




Oak

\* \* PZ008




Raw Oak

\* \* **NEW** PZ807




Oak

\* \* PZ019




Teak

\* \* PZ002



Oak

\* \* PZ901



Oak

\* \* PZ009



PZ807


The above image is for illustrational purpose only, and the real product may be different.

# Rich Wood




PZ616

The above image is for illustrational purpose only, and the real product may be different.




Ash

\*\* NEW PZ614




Teak

\*\* NEW PZ616



Walnut

\*\* PZ013



Teak

\*\* NEW PZ615



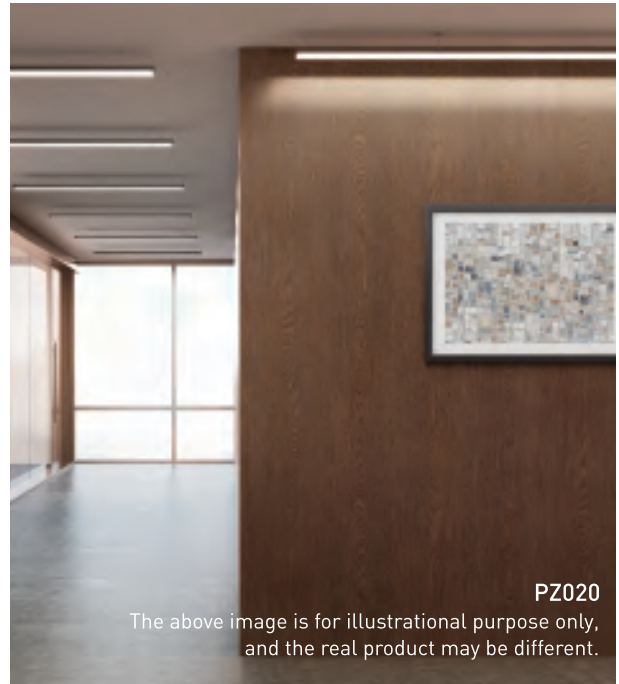
Oak

\* \* PZ017




Walnut

\* \* PZ022




PZ020

The above image is for illustrational purpose only, and the real product may be different.




Oak

\* \* PZ010




Oak

\* \* PZ020




PZ915

The above image is for illustrational purpose only, and the real product may be different.



Oak

\* \* PZ912



Ash

\* \* **NEW** PZ915



# Rich Wood



**BZ912**

The above image is for illustrational purpose only,  
and the real product may be different.



Oak

\* \* Z850S



Wizard Grain

\* \* BZ111



Ash

\* \* BZ122



Oak

\* \* BZ883



Maple

\* \* Z805S



Cherry

\* \* Z828S



Pine

\* \* BZ912



Teak

\* \* ZN9B1



Z853S

The above image is for illustrational purpose only, and the real product may be different.



Oak

\* \* Z851S



Oak

\* \* Z853S



Oak

\* \* Z421S



Wizard Grain

\* \* BZ113




Teak

\* \* BZ791



Oak

\* \* BZ884



Ash


\* \* Z844S



Oak


\* \* BZ794

# Rich Wood



Z858S

The above image is for illustrational purpose only, and the real product may be different.




Oak

\*\* NEW Z860S



Eiche

\*\* NEW BZ914




Oak

\*\* NEW Z858S



Walnut

\*\* BZ913



Oak

\*\* NEW Z859S



Ash

\*\* Z830S



Ash

\* \* BZ905



Teak

\* \* BZ792




Oak

\* \* HZ003




Eiche

\* \* **NEW** BZ915



Pine

\* \* BZ907



Oak

\* \* **NEW** BZ916



BZ916

The above image is for illustrational purpose only, and the real product may be different.

# Rich Wood



Oak

\*\* NEW Z856S



Oak

\*\* BZ885



Ash

\*\* BZ904



Wash Oak

\*\* Z848S



Oak

\*\* Z854S



Oak

\*\* BZ910



Walnut

\*\* HZ005



Teak

\*\* BZ793



Oak

\*\* Z807S



Teak

\*\* HZ004




Walnut

\* \* **NEW** Z857S




Oak

\* \* **NEW** Z855S




Walnut

\* \* Z842S



Oak

\* \* Z836S




Oak

\* \* Z808S




Z836S

The above image is for illustrational purpose only, and the real product may be different.



Amazahoue

\* \* HZ002



Teak

\* \* HZ006

# Design Wood



DW724

The above image is for illustrational purpose only, and the real product may be different.

Design elements are added to the wood pattern to create Bodaq's unique sensibility.  
 Pay attention to the unique performance of wood from pearl wood with a dazzling glittering effect to fabric silhouette.




Collection Wood \* \* DW702



Hardwood Pannel \* \* DW710



Rustic Wood \* \* DW724



Rustic Wood \* \* DW725



Pearl Wood \* \* DWP33



DW702

The above image is for illustrational purpose only,  
 and the real product may be different.



# Standard Wood



Oak \*\* W933



Castagno Cadduci \*\* W859



Elm \*\* W876



Oak \*\* W198



Oak \*\* W863



Oak \*\* **NEW** W012



Cedar \*\* W946



Maple \*\* W199




Maple \*\* W189



Wash Oak \*\* **NEW** W011



White Ash \*\* W938



Ash \*\* W196

Feel the various expressions of trees with the W series, which are wood's natural beautiful patterns and textures harmonizing with space naturally.



Ash

\* \* W947



Noce

\* \* W865



Wash Oak

\* \* W375

# Standard Wood



Ash \*\* **NEW** W389




Maple \*\* W200




Elm \*\* W877



Castagno Cadduci \*\* W301



Oak \*\* W371



Oak \*\* W878



W879

The above image is for illustrational purpose only, and the real product may be different.



White Oak \*\* W351



Ash \*\* **NEW** W879



Oak \* \* W541




White Ash \* \* W944



Elm \* \* W934



Oak \* \* W945




Oak \* \* W937



Maple \* \* W935



Ash \* \* W932




Teak \* \* W360



Castagno Cadduci \* \* W191



Oak \* \* W871



Oak \* \* W803



Ash \* \* W948

# Standard Wood




Sycamore

\* \* W531




Ash

\* \* **NEW** W390



Pine

\* \* W538



Oak

\* \* W867



Maple

\* \* W401



Oak

\* \* W874





Elm \* \* W939



Maple \* \* W134



Noce \* \* W504




Ash \* \* **NEW** W881




White Ash \* \* W940




Noce \* \* W925




Oak \* \* W864



Castagno Cadduci \* \* W632




Noce \* \* W921



Noce \* \* W528



Oak \* \* W195



Oak \* \* W942

# Standard Wood




W949

The above image is for illustrational purpose only, and the real product may be different.




Oak

\* \* W949



Ash

\* \* W388




Ash

\* \* W357




Noce

\* \* W156



Teak

\* \* W870



Oak

\* \* W943



Sycamore

\* \* W845



Pine

\* \* W183



Maple

\* \* W849




Rose Wood

\* \* W520




Bubinga

\* \* W251




Africa Limba

\* \* W920




Maple

\* \* W636




Noce

\* \* W155




Maple

\* \* W842




Maple

\* \* W172



Noce

\* \* W508



Maple

\* \* W171



# Standard Wood



W951

The above image is for illustrational purpose only, and the real product may be different.



Oak

\*\* NEW W951



Teak

\*\* NEW W013




Noce

\*\* W505




Walnut

\*\* W141




Africa Limba

\*\* W177



Ash


\*\* NEW W014



Artificial Wood \* \* W903



Antique Wood \* \* W278




Castagno Cadduci \* \* W192



Oak \* \* NEW W950




Pine \* \* W353




Oak \* \* W872



Ash \* \* NEW W880




Acacia \* \* W356



Rose Wood \* \* W727



Acacia \* \* W923



Walnut \* \* W681




Oak \* \* W843

# Standard Wood




Wild Pine

\* \* W205




Walnut

\* \* W376



Antique Wood

\* \* W274




Walnut

\* \* W302




Akagashi

\* \* W703




Walnut

\* \* W206




Cherry

\* \* W816



Anigre

\* \* W931




Walnut

\* \* W260




Pearl Wood

\* \* W828



Antique Wood

\* \* W671




Walnut


\* \* W322




Cherry \* \* W276




Walnut \* \* W830



Walnut \* \* W207



Oak \* \* W638




Noce \* \* W823



Noce \* \* W722




Castagno Cadduci \* \* W546




Castagno Cadduci \* \* W555




Castagno Cadduci \* \* W556




Walnut \* \* W149



Oak \* \* W731



Noce \* \* W705



03

Identical structure, identical in size. But once the door opens, A completely different space is revealed. The difference is all in the interior! From a place that everyone knows to a place everyone wants to live in. Upgrade your interior with Bodaq Stone & Marble one that will make you feel like you made the right choice even with the smallest element.

---

# Stone & Marble



Fine patterns and colors that will lead to new trends



# Premium Marble

The marble pattern that has been steadily loved for its elegant charm is upgraded to a more realistic look. The premium marble, which is visually satisfying by applying innovative coating technology to the existing marble surface, has a realistic feel on the surface of powdered sand like a satin, so it feels luxurious even in touch.



Pietra

\* \* **NEW** PM006



Pietra

\* \* **NEW** PM007



# Premium Marble



PM002

The above image is for illustrational purpose only,  
and the real product may be different.



Fantasy Marble

\* \* PM002



PM003

The above image is for illustrational purpose only, and the real product may be different.



Onyx

\* \* PM003

# Premium Marble



Terrazzo

\* \* **NEW** PM008



Terrazzo

\* \* PM004



Terrazzo


\* \* PM005



PM005


The above image is for illustrational purpose only, and the real product may be different.

# Stone & Marble



Arabescato

\* \* NS814



Arabescato


\* \* NS815



NS814

The above image is for illustrational purpose only, and the real product may be different.

# Stone & Marble



Ice Terrazzo

\* \* **NEW** NS897



Ice Terrazzo

\* \* **NEW** NS896



NS896

The above image is for illustrational purpose only, and the real product may be different.

Stone & Marble is a unique pattern that utilizes natural materials such as stone and marble to create a sophisticated change in a static space. The texture and color of various materials found in nature are implemented in detail by a modern sense.



NS118

The above image is for illustrational purpose only, and the real product may be different.



White Marble


\*\* NEW NS118




White Marble

\*\* NEW NS119


# Stone & Marble




Bianco Marquina \* \* NS895



Nero Marquina \* \* NS804




Basalt \* \* NS706



Basalt \* \* NS707





NS416

The above image is for illustrational purpose only, and the real product may be different.



Old Bricks

\*\* NS416




Travertine

\*\* NS806




Marble

\*\* HD711



Terrazzo

\*\* NS708



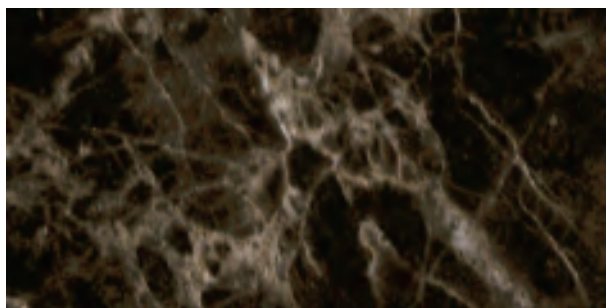
Marble

\*\* HD712



NS708

The above image is for illustrational purpose only, and the real product may be different.



Marble

\*\* HD102



# Stone & Marble



NS703 | NS705

The above image is for illustrational purpose only, and the real product may be different.

Cement and concrete showing the essence of a modern interior, a must-have item!

A luxurious texture that naturally matches any wood or solid product, even if it looks the same, it is different if Bodaq makes it.



Cement

\* \* NS703




Concrete

\* \* NS401



Cement

\* \* NS704




Concrete

\* \* NS402




Cement

\* \* NS705



Concrete

\* \* NS403



# 04

A dramatic space highlighting the attractiveness of natural materials through a unique texture. Bodaq NS series is the premium line of products that reinterpreted various textures and colors from nature, such as stone, fabric and metal, from a modern perspective. The natural but occasionally classic atmosphere will dramatically change the space you occupy.

---

# Natural Surface



Unique texture and luxurious mood of real material



RF007

The above image is for illustrational purpose only, and the real product may be different.

# Real Fabric


This product, made by weaving method of weaving PVC yarns one by one into weft and warp yarns, has natural texture and durability unique to fabric.



Real Fabric \* **NEW** RF008



Real Fabric \* RF001



Real Fabric \* **NEW** RF007



Real Fabric \* RF002



Real Fabric \* RF003



Real Fabric \* RF004



Real Fabric \* RF005



Real Fabric \* RF006

# Fabric



NS894

The above image is for illustrational purpose only, and the real product may be different.



Fabric

\* \* NS893




Dual Wave

\* \* NS809



Fabric

\* \* NS894



Dual Wave

\* \* NS810

With the unique warmth of the material and the fabric that can match any style naturally, increase the emotional temperature. The expression of the space changes more comfortably and elegantly.



NS820

The above image is for illustrational purpose only, and the real product may be different.



Fabric

\* NSP07



Metalic Fabric

\* \* NS821



Metalic Fabric

\* \* NS819



Metalic Fabric

\* \* NS820




Brushed Metal

\* \* NS816



# Deep Emboss Leather



TNS04

The above image is for illustrational purpose only, and the real product may be different.




Deep Emboss Leather

\* TNS05




Deep Emboss Crocodile

\* TNS14




Deep Emboss Leather

\* TNS04



Deep Emboss Crocodile

\* TNS13



Deep Emboss Leather

\* TNS03



Deep Emboss Crocodile

\* TNS12

The depth of texture is different by applying deep emboss technique to the natural texture and natural luxury of leather. Add a premium to your ordinary space with the three-dimensional impression of the deep embossed leather series.



Deep Emboss Weaving

\* TNS10



Deep Emboss Fabric

\* TNS07



Deep Emboss Weaving

\* TNS09



Deep Emboss Fabric

\* TNS08



TNS07

The above image is for illustrational purpose only, and the real product may be different.

# Real Metal




\* \* RM051



\* \* RM007



\* \* RM003



\* \* RM008



\* \* RM004



\* \* RM005




\* \* RM022




\* \* RM001



\* \* RM002



\* \* RM009




\* \* RM006

# Metal



Metal Wood

\* \* NS117



Metal Wood

\* \* NS116



NS116

The above image is for illustrational purpose only, and the real product may be different.



APZ25

The above image is for illustrational purpose only,  
and the real product may be different.



Metal Weave

\* \* APZ14




Metal Weave

\* \* APZ18



Golden Fabric

\* \* APZ25



Golden Fabric


\* \* APZ26



Gold Crack

\* \* APZ05

# Outdoor




Off White

\* EXF01




Grey

\* EXF02




Anthracite Grey

\* EXF03



Carbon Black

\* EXF04



Cement

\* EXF05



Iron Oxide

\* EXF06

# Hyundai L&C Bodaq Instructions for Construction

## Preparation

- Check the condition of the type of surface which the film is to be applied before construction.
- In the case of MDF, depending on the density, it affects the adhesion and stability in construction. Therefore, it is necessary to use MDF with uniform density.
- Surface treatment operations should be aware of the following characteristics
  - Painted surface: It is necessary to remove the contaminants on the surface and proceed after the treatment of damaged surface.
  - Non-Painted surface: If the surface is rough, you should clean the surface with sandpaper first.
- Prior to installation, check for any abnormality (product name, surface condition, flammability etc.) of the selected product.
- When you build the site in weathers such as spring or autumn, or even during dawn, be sure to remove moisture that may remain on the wall.
  - Please keep the room temperature of the construction site at room temperature (15°C ~ 23°C) in order to remove moisture effectively
- Please keep in mind that when storing the product for a long time outside the packaging, it may cause cracking and weakening of the adhesives of the product. If there is a gas generating substance or a wax ingredient on the base material (adhered surface), please note that the adhesive may weaken.

## Primer Treatment

- The primer used in film construction shows the best performance and stability when using "Bodaq primer" produced by Hyundai L&C.
- MDF, PB and other woods have a very high absorption rate of primer due to the nature of the material. In case of the cut side, it should be applied 2-3 times.
- It should be dried for at least 2 hours, and the film should be attached with an appropriate amount of force (pressure)  
[※ Bodaq primer (water-based) should be stored in a cool, shaded place at room temperature. Please be careful when storing in winter because frozen products cannot be used.]

## Precaution : Special Patterns

### Primum mix Polished/Non Polished (SPW)

This product has a special coating treatment on the surface to express the mixed texture of glossy and matt.

When constructing, make sure to set the room temperature to 15 degrees or higher.

Be careful when rubbing the corners strongly, as the surface special coating layer may be damaged.

Deep emboss is applied to express the texture of real wood, so care should be taken as excessive tearing and frequent product detachment may tear the product.

When cleaning the surface after construction, be careful not to damage it using neutral detergent or water.

### High gloss Type (HD/HS)

Due to the high hardness of the product, it is necessary to finish the product with sufficient force to prevent lifting of the corners and realize visual effects.

### Matt non scratch Type (SMT)

Because of the special coating treatment for non-scratches, Hera can be difficult to push during construction

In order to express the matt effect properly, construction must be done in a clean environment.

If the construction is done with foreign substance between the adherend and the film adhesive surface, the surface cuts or protrusion marks are produced on the film surface as it is.

Overlapping may be difficult in this product line due to the special surface coating treatment.

### Woven Fabric Type ( RF)

Since the product is thick, overlapping may be difficult .

Since there is no surface film layer, special care must be taken to prevent damage to the surface while using Hera after construction.

### Deep Emboss leather Type ( TNS)

Since the product is thick, it must be applied with sufficient force while overlapping.

## Notes on Construction

- Since the color difference may occur between products (by printing LOT), it is necessary to check the LOT before construction.
- The applying surface should be sanded and primer is recommended to reinforce adhesion.
- In case of overlapping between products, certain patterns should be applied after primer application and, more force must be applied



현대 L&C **Bodaq**

HYUNDAI L&C INTERIOR FILM COLLECTIONS  
CREATIVE ENVIRONMENTAL SOLUTIONS



2020 | 2021 INTERIOR FILM